

Teacher's Feedback:

- |   |  |
|---|--|
| <input type="checkbox"/> Able to master the learning objectives of the unit | <input type="checkbox"/> Unable to master some learning objectives of the unit |
| <input type="checkbox"/> Identify parallel lines correctly                  | <input type="checkbox"/> Failed to identify parallel lines                     |
| <input type="checkbox"/> Neat writings                                      | <input type="checkbox"/> Sloppy writings                                       |
| <input type="checkbox"/> Tidy assignment                                    | <input type="checkbox"/> Pay attention to tidiness                             |
| <input type="checkbox"/> Completed assignment according to instructions     | <input checked="" type="checkbox"/> Be more careful in reading the question    |

- 
- |   |   |
|---|---|
| <input checked="" type="checkbox"/> Excellent | <input type="checkbox"/> Good               |
| <input type="checkbox"/> Satisfactory         | <input type="checkbox"/> Improvement needed |

Other comments: Keep it up!

---

The End


Confucian Tai Shing Primary School

2022-2023 1<sup>st</sup> Term



# Mathematics Quality Assignment

(Parallel Lines and Quadrilaterals 3S1☀)

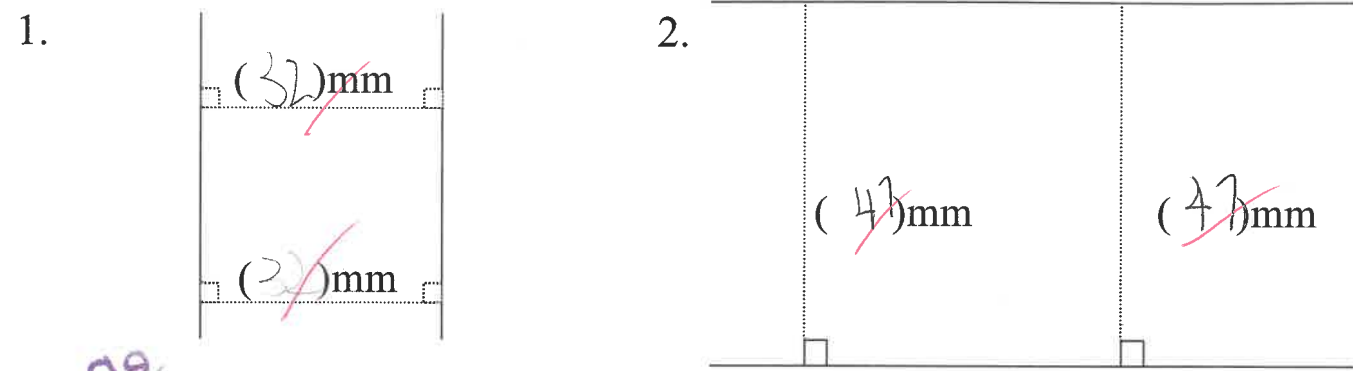


Name: Gigi ( 3 ) Class: 3J

(A) Measure (量度) the vertical distance (垂直距離)

between the two straight lines (直線) of the following.

Learning focus: Learn about parallel lines (平行線)

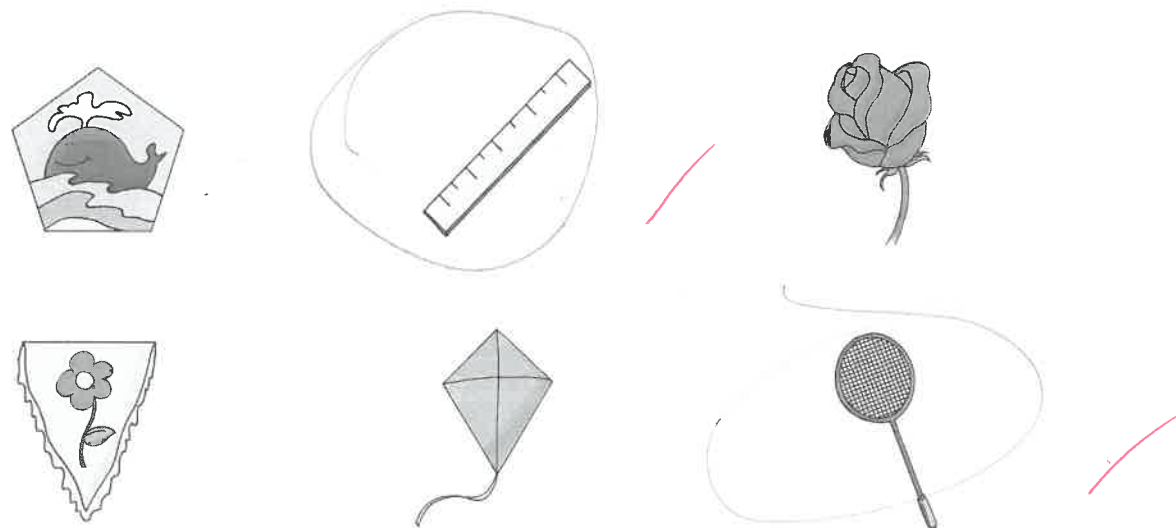


If the distance (距離) between two straight lines is always the same, we say that the two straight lines are parallel to each other (互相平行) and we call the two lines a pair of parallel lines (一對平行線).

(B) Circle the parallel lines.

Learning focus: Identify (分辨) parallel lines

3. Circle the items with parallel lines.

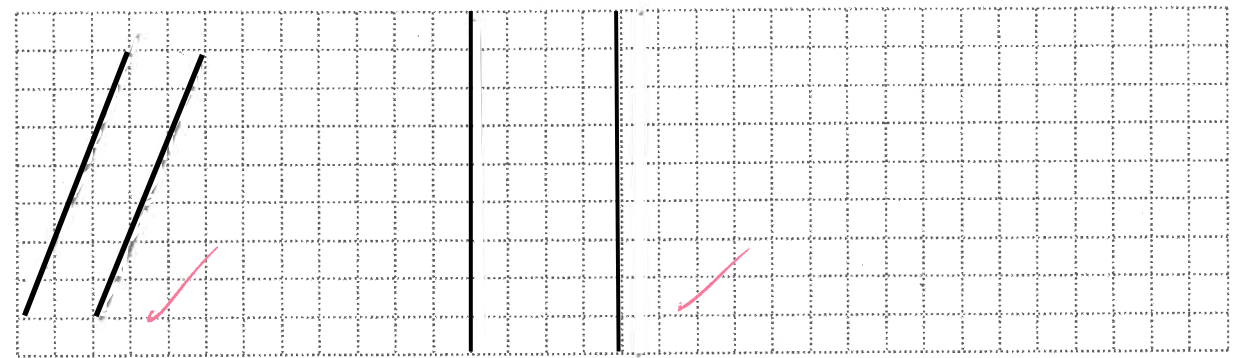


(C) Follow instructions and draw parallel lines.

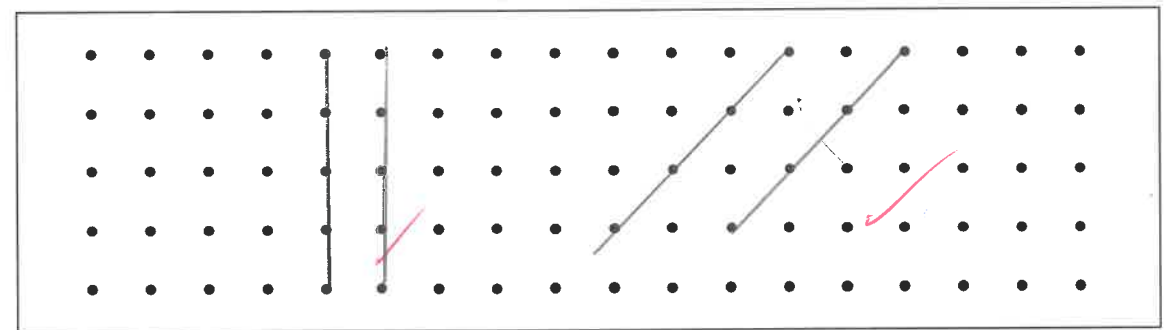
Use a ruler

Learning focus: Draw parallel lines

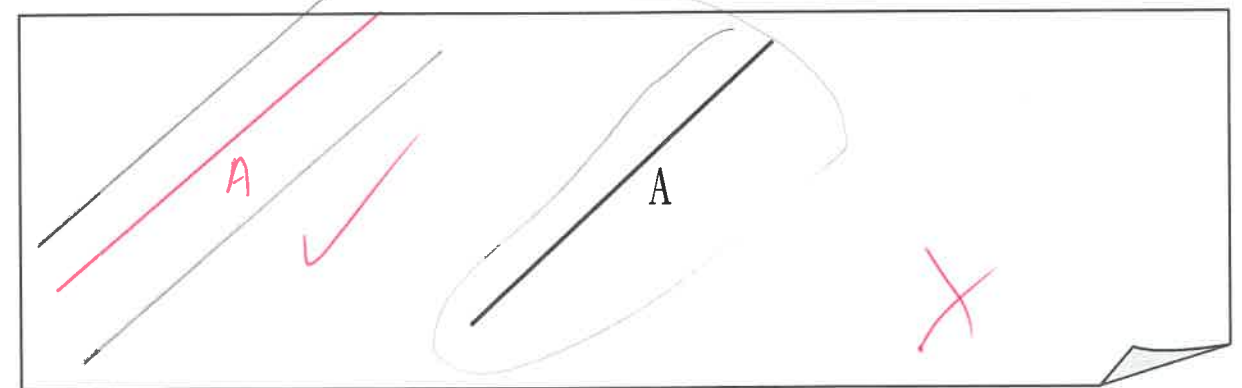
4. Draw two different (不同的) pairs of parallel lines on the squared paper.



5. Draw two different pairs of parallel lines on the pin-board.

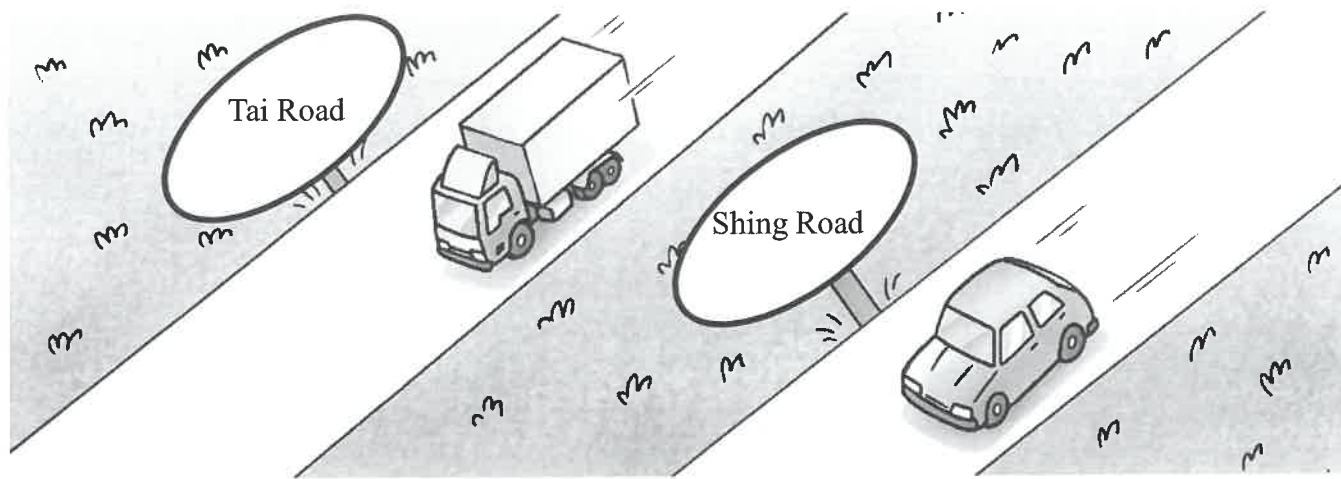


6. Draw parallel lines on both sides (兩旁) of A.



(D) Think and answer the questions.

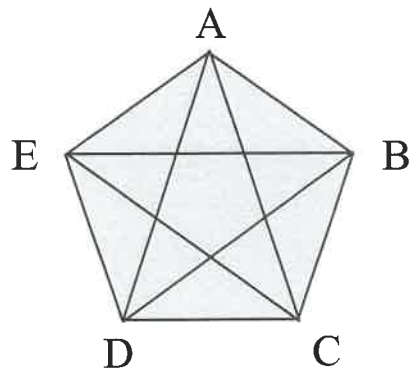
7. Your challenge:



If Tai Road and Shing Road are parallel, a truck (貨車) and a car are driving on these roads respectively (分別). Will the truck meet (遇上) the car?

Answer: The truck \* will will not meet the car. (\*circle the answer)

8.

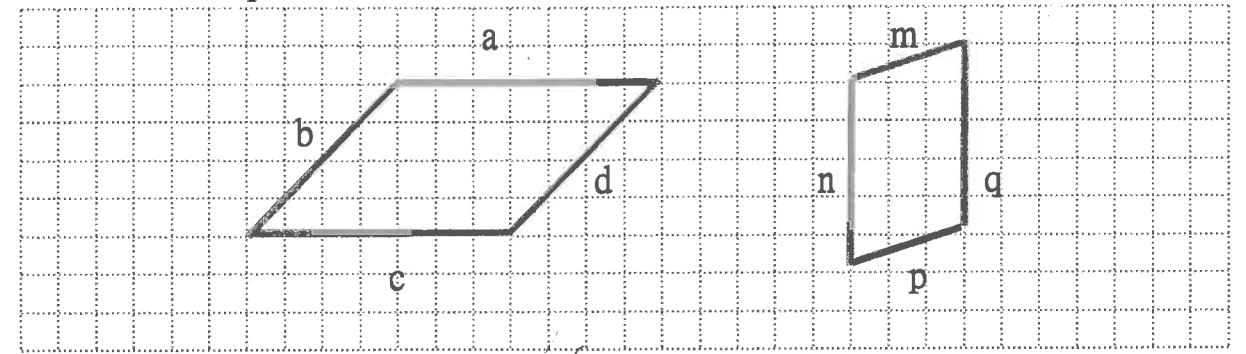


There is / are 5 pair(s) (組) of parallel lines in the picture.

Thinking zone

I will use the ruler.

(E) Compare (比對) the length of the sides of quadrilaterals (平行四邊形), answer the questions.



9. The length of **a** is same as c.

10. The length of **d** is same as b.

11. The length of **p** is same as m.

12. The length of **q** is same as n.

13. **b** is parallel to d.

14. **c** is parallel to a.

15. **n** is parallel to q.

16. **m** is parallel to p.

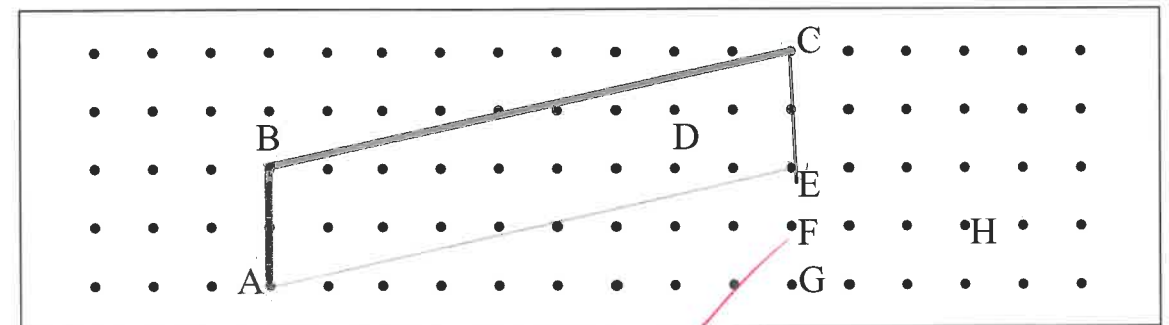
Learning focus:

The properties (特性) of parallelograms:

- (1) Opposite sides (對邊) are equal in length (長度相等).
- (2) Opposite sides are parallel.

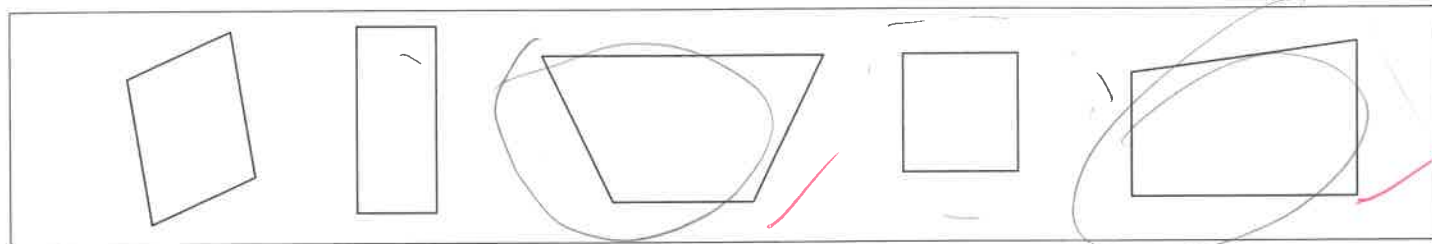
(F) Write down the answer on \_\_\_\_\_ and draw the figure.

17. To make a parallelogram on the pin-board (釘板), points A, B, C and E should be joined together.



(G) Identify (辨認) quadrilaterals and answer the questions.

18. Circle the quadrilaterals (四邊形) which are not parallelograms.



19. For those circled quadrilaterals, there is/are \* 0 / ~~1~~ / 2 pair(s) of parallel lines.

(\*circle the answer)


20. The property of trapeziums (梯形): there is only one pair of

opposite sides are parallel.



(H) Think and draw.

21. Draw an isosceles (等腰) trapezium and a right-angled (直角) trapezium on the squared paper.



Marks: 20 / 21  
15.12

Summary:

- If the distance between two lines is always equal, they are parallel.
- Parallelograms: the opposite sides are parallel to each other and equal in length.
- Trapeziums: only one pair of opposite sides are parallel.

Assessments:

Self-assessment:

After studying this chapter,

- I can identify parallel lines, parallelograms and trapeziums.
- I can draw parallel lines with a ruler.
- I can draw all quadrilaterals with a ruler.
- I draw carefully. (Work)
- I learned with effort. (Attitude)
- I checked the steps carefully. (Ability)

I have learnt that I can draw all quadrilaterals with a ruler

Peer assessment: she draws lines carefully

Parents' Feedback:

- |  |   |
|--|---|
| <input type="checkbox"/> Able to work independently<br>(能獨立完成課業)   | <input type="checkbox"/> Finish assignments only with<br>guidance (須指導才能完成課業) |
| <input type="checkbox"/> Neat writings (字體端正)                      | <input type="checkbox"/> Sloppy writings (字體草率)                               |
| <input type="checkbox"/> Tidy assignment (課業整潔)                    | <input type="checkbox"/> Pay attention to tidiness                            |
| <input type="checkbox"/> Complete assignment seriously<br>(認真完成課業) | <input checked="" type="checkbox"/> More effort required (仍須努力)               |
| <input type="checkbox"/> Other comments (其他意見): _____              |   |